



3rd TGW Future-Cup Artistic Gymnastics



2nd December 2006, Linz | Austria



www.future-cup.at

www.oeft.at

Results

Rank	Gymnast	Age group							Total
Competition 1									
1.	Labutin Maciej Poland NTG Nysa <29>	1988	13,500	<u>12,950</u>	12,450	14,150	14,100	11,750	78,900
			4,6	4,2	4,4	5,4	5,1	3,9	
2.	Ryo Ishibashi Japan Nationalteam <48>	1993	<u>13,550</u>	12,350	12,350	14,300	13,600	12,550	78,700
			4,2	3,7	3,6	5,4	4,6	4,1	
3.	Laughton Adam Great Britain City of Leeds Gym Club <89>	1988	13,650	10,300	13,300	<u>14,750</u>	12,850	13,800	78,650
			4,6	3,3	4,2	5,4	4,1	4,9	
4.	Tyczynski Kazimierz Poland NTG Nysa <30>	1988	12,350	<u>13,200</u>	12,050	14,600	13,050	13,300	78,550
			4,2	4,9	3,9	5,4	4,1	4,7	
5.	Kranzlmüller Lukas Austria Oberösterreich <51>	1989	<u>13,850</u>	13,150	11,900	14,750	12,650	12,100	78,400
			4,7	4,3	3,5	5,4	4,3	4,5	
6.	Szabo Nandor Hungary Győr <103>	1989	12,800	12,800	11,150	14,650	<u>13,700</u>	13,250	78,350
			4,3	4,3	3,7	5,4	5,1	4,7	
7.	Rzepa Adam Poland BKSG Zawisza <73>	1989	12,900	12,900	11,300	13,950	13,450	<u>11,300</u>	75,800
			4,1	4,7	2,7	4,6	4,4	4,4	
8.	Nikolic Dimitrije Serbia & Montenegro Nationalteam <43>	1988	13,650	10,500	11,000	14,100	13,250	<u>12,050</u>	74,550
			4,0	3,5	2,5	4,6	4,2	4,0	
9.	Leidlmayr Alexander Austria Tirol <80>	1988	13,250	11,200	<u>11,600</u>	13,600	12,600	11,050	73,300
			4,3	3,2	3,5	4,6	4,0	2,2	
10.	Atanasovski Zarko Serbia & Montenegro Nationalteam <44>	1989	12,650	10,600	11,400	13,600	11,900	<u>12,850</u>	73,000
			4,0	4,1	3,0	4,6	4,4	3,8	
11.	Bartosz Bojar Poland BKSG Zawisza <72>	1989	13,250	10,450	10,000	13,400	12,650	<u>12,250</u>	72,000
			4,3	3,7	2,8	4,6	3,9	3,3	
12.	Pavlik Jakub Czechia TJ Sokol Kolin <10>	1988	14,350	9,550	<u>11,100</u>	13,150	11,400	11,950	71,500
			5,2	2,0	3,2	4,6	4,1	3,9	
13.	Mariusz Kamierczak Poland BKSG Zawisza <74>	1990	13,400	10,850	10,450	14,050	10,650	<u>10,400</u>	69,800
			4,3	3,0	3,0	4,6	2,7	2,5	
14.	Höller Bernhard Austria Tirol <81>	1989	13,250	10,300	<u>10,950</u>	13,250	10,400	11,150	69,300
			4,1	2,6	2,0	4,2	3,8	2,7	

Note: Underlined totals indicate starting apparatus.





3rd TGW Future-Cup Artistic Gymnastics



2nd December 2006, Linz | Austria



www.future-cup.at

www.oeft.at

Results

Rank	Gymnast	Age group							Total
15.	Adams Richard Great Britain City of Leeds Gym Club <90>	1989	12,700	11,700	9,850	<u>13,850</u>	11,300	8,150	67,550
			4,3	3,9	2,1	4,6	4,0	1,7	
16.	König Klaus Austria Niederösterreich/Salzburg <68>	1989	12,650	10,600	9,850	12,000	<u>11,850</u>	10,250	67,200
			3,9	3,0	1,9	3,8	3,5	3,0	
17.	Domanjko Jernej Slovenia SD Center Maribor <35>	1989	12,600	8,550	<u>10,650</u>	13,300	11,300	10,700	67,100
			3,9	3,5	2,7	4,6	3,6	2,3	
18.	Hensch Andreas Switzerland TZ Rheintal <41>	1991	11,850	<u>9,300</u>	9,900	12,650	11,800	11,400	66,900
			3,5	3,0	1,8	3,8	3,5	3,0	
19.	Granegger Manuel Austria Kärnten <88>	1992	11,950	9,350	9,950	<u>13,000</u>	10,950	10,250	65,450
			3,4	1,4	1,6	3,8	2,6	1,7	
20.	Wilmes Thierry Luxembourg Nationalteam <1>	1988	0,000	10,450	0,000	<u>0,000</u>	0,000	0,000	10,450
			0,0	4,4	0,0	0,0	0,0	0,0	

Competition 2

1.	Bourgeois Jeremy Belgium Vlaanderen <61>	1991	13,900	13,650	12,350	14,400	<u>12,600</u>	13,250	80,150
			4,6	4,7	4,3	5,4	4,8	4,9	
2.	Gentes Gilles Belgium Vlaanderen <63>	1990	13,750	11,650	10,650	14,650	<u>13,100</u>	13,300	77,100
			4,5	4,3	3,6	5,4	4,8	5,0	
3.	Ryosuke Kobayashi Japan Nationalteam <47>	1992	<u>13,050</u>	11,900	11,750	13,700	13,100	13,500	77,000
			4,5	4,1	3,2	4,6	4,2	4,7	
4.	Auer Roland Austria Oberösterreich <52>	1991	<u>13,650</u>	11,000	12,300	14,550	13,300	11,850	76,650
			4,4	3,8	4,2	5,4	4,2	4,5	
5.	Virag Zsolt Hungary Győr <102>	1990	14,200	11,550	11,850	14,650	<u>13,200</u>	11,100	76,550
			5,2	4,5	4,2	5,4	4,9	4,3	
6.	Firth Matthew Great Britain City of Leeds Gym Club <91>	1991	13,500	11,100	11,700	<u>14,450</u>	12,600	11,800	75,150
			4,4	4,0	3,7	5,4	4,1	3,8	
7.	Egermann Julian Austria Wien/Steiermark <93>	1991	<u>13,300</u>	12,250	10,250	13,800	13,200	12,200	75,000
			4,2	3,5	2,5	4,6	4,3	3,7	
8.	Baron Matija Croatia ZTD Hrvat. Sokol <22>	1991	13,550	12,500	<u>10,450</u>	13,300	12,550	12,350	74,700
			4,6	3,8	2,7	4,0	4,4	3,7	

Note: Underlined totals indicate starting apparatus.





3rd TGW Future-Cup Artistic Gymnastics



2nd December 2006, Linz | Austria



www.future-cup.at

www.oeft.at

Results

Rank	Gymnast	Age group								Total
9.	Illes Ver Hungary FTC Budapest <99>	1990	13,100 4,0	9,900 3,9	11,950 4,0	13,700 4,6	13,200 4,2	<u>12,650</u> 3,8	74,500	
10.	Hoffreumon Thibault Belgium Vlaanderen <62>	1991	13,300 5,1	11,450 3,3	10,950 3,8	13,700 4,6	<u>11,950</u> 3,6	12,500 4,3	73,850	
11.	Plaftaric Marko Croatia ZTD Hrvat. Sokol <23>	1991	13,200 4,1	12,400 3,8	<u>9,950</u> 2,1	13,150 3,8	12,750 4,1	12,250 4,5	73,700	
12.	Konzett Lukas Austria Tirol <82>	1990	12,850 3,8	9,700 1,9	<u>11,000</u> 2,5	12,950 3,8	12,500 4,0	10,700 2,2	69,700	
13.	Dmytrow Marcin Poland NTG Nysa <32>	1990	12,400 4,0	<u>9,000</u> 3,0	10,700 2,4	13,400 4,0	12,000 3,3	11,600 3,8	69,100	
14.	Novak Matija Croatia GK"ZMM" Cakovec <65>	1990	13,800 4,7	<u>10,150</u> 3,8	11,700 4,3	13,800 4,6	10,650 3,4	8,850 2,0	68,950	
15.	Wadl Florian Austria Kärnten <86>	1991	13,050 4,1	11,300 3,2	9,050 1,6	<u>13,300</u> 3,8	10,900 2,9	11,200 2,1	68,800	
16.	Gabatuler Ronny Switzerland TZ Rheintal <42>	1992	12,650 3,5	<u>10,500</u> 3,5	10,150 1,8	12,450 3,8	12,100 3,1	10,050 2,0	67,900	
17.	Dyrmishi Xheni Austria Wien/Steiermark <94>	1991	<u>11,450</u> 3,8	10,200 2,7	10,800 2,4	13,000 3,8	11,800 3,4	10,400 1,6	67,650	
18.	Schweighofer Willi Austria Niederösterreich/Salzburg <69>	1991	12,900 3,8	9,000 1,6	9,850 1,5	13,000 3,8	<u>11,350</u> 2,9	10,000 1,4	66,100	
19.	Vesely Jiri Czechia Mähren <15>	1991	12,350 4,0	9,100 2,6	9,000 1,8	12,050 3,0	<u>11,550</u> 3,1	10,800 1,8	64,850	
20.	Prygiel Tomasz Poland BKSG Zawisza <75>	1991	12,400 3,1	8,700 2,2	9,650 2,0	12,250 3,0	11,250 3,4	<u>10,550</u> 2,2	64,800	
21.	Namestnik Srecko Slovenia SD Center Maribor <36>	1990	11,500 3,4	9,750 2,4	<u>9,750</u> 1,7	12,150 4,0	10,350 2,4	9,650 2,3	63,150	
22.	Forsthuber Michael Austria Niederösterreich/Salzburg <71>	1991	10,450 1,5	10,000 2,1	9,750 2,0	11,900 3,0	<u>11,550</u> 2,8	8,750 1,1	62,400	
23.	Stipic Dejan Serbia & Montenegro Nationalteam <45>	1993	11,550 3,7	10,900 3,1	9,650 2,0	12,450 3,4	11,200 3,8	<u>6,150</u> 0,8	61,900	

Note: Underlined totals indicate starting apparatus.





3rd TGW Future-Cup Artistic Gymnastics



2nd December 2006, Linz | Austria



www.future-cup.at

www.oeft.at

Results

Rank	Gymnast	Age group							Total
24.	Kratochvil David Czechia TJ Sokol Kolin <11>	1991	11,350 2,7	8,200 1,5	<u>10,200</u> 1,6	11,450 3,8	10,600 1,9	9,150 0,7	60,950
25.	Waldbillig Oliver Luxembourg Nationalteam <2>	1990	0,000 0,0	8,050 2,8	12,050 3,9	<u>0,000</u> 0,0	12,300 3,5	11,950 3,9	44,350
26.	Schore Krisof Belgium Vlaanderen <60>	1990	12,800 4,3	13,000 4,1	0,000 0,0	13,850 4,6	<u>0,000</u> 0,0	0,000 0,0	39,650

Competition 3

1.	Vagner Levente Hungary FTC Budapest <96>	1994	13,650 4,4	13,200 5,2	11,400 3,5	13,700 4,6	13,800 4,9	<u>13,150</u> 4,2	78,900
2.	Watson Ashley Great Britain City of Leeds Gym Club <92>	1992	12,950 4,5	11,250 3,7	12,200 3,7	<u>13,200</u> 4,2	13,700 4,7	12,950 4,5	76,250
3.	Szabolcs Zadori Hungary FTC Budapest <98>	1992	12,900 3,6	12,250 4,2	11,550 3,2	13,850 4,6	13,250 4,2	<u>12,300</u> 3,6	76,100
4.	Babos Adam Hungary FTC Budapest <97>	1992	13,800 4,5	12,850 4,4	11,650 3,5	13,350 4,0	12,600 4,4	<u>11,400</u> 2,4	75,650
5.	Michnak Slavomir Slovakia Nationalteam <18>	1992	<u>13,550</u> 4,2	12,800 4,5	10,750 2,4	12,900 3,8	13,150 3,9	11,650 3,5	74,800
6.	Yuya Kamoto Japan Nationalteam <49>	1994	<u>13,350</u> 4,2	10,250 2,7	12,200 3,5	13,000 3,8	12,600 3,4	13,200 3,9	74,600
7.	Yuki Asano Japan Nationalteam <50>	1994	<u>13,100</u> 4,1	11,650 3,0	12,050 3,1	13,150 3,8	10,850 2,7	13,300 3,8	74,100
8.	Delic Armin Croatia ZTD Hrvat. Sokol <24>	1993	12,300 3,5	12,050 3,8	<u>11,050</u> 2,5	12,650 3,8	12,950 4,0	12,500 3,1	73,500
9.	Brägger Pablo Schweiz TZ Fürstenland <84>	1992	12,800 4,1	<u>12,650</u> 4,4	10,850 2,8	13,200 4,0	12,150 4,2	11,550 3,1	73,200
10.	Borosa Filip Croatia ZTD Hrvat. Sokol <25>	1993	13,050 3,9	12,700 4,5	<u>10,750</u> 2,3	13,050 4,0	12,000 4,1	11,450 2,4	73,000
11.	Gössl Ricardo Germany SC Berlin <56>	1993	12,800 4,4	11,750 4,1	10,550 2,4	<u>13,300</u> 4,0	11,550 3,5	12,000 3,4	71,950

Note: Underlined totals indicate starting apparatus.





3rd TGW Future-Cup Artistic Gymnastics



2nd December 2006, Linz | Austria



www.future-cup.at

www.oeft.at

Results

Rank	Gymnast	Age group							Total
12.	Lazzarin Christophe Luxembourg Nationalteam <3>	1992	13,300 4,2	10,300 3,2	11,050 2,7	<u>13,200</u> 4,0	11,900 3,6	11,500 3,6	71,250
13.	Argalas Martin Slovakia Nationalteam <19>	1992	<u>13,300</u> 3,9	10,150 3,0	10,600 2,1	12,850 3,8	12,450 3,4	11,800 3,1	71,150
14.	Heang Viet Thao Germany SC Berlin <57>	1993	13,100 4,1	10,750 3,2	10,250 2,1	<u>12,650</u> 4,2	12,100 3,7	11,300 2,2	70,150
15.	Vinko Alen Croatia GK"ZMM" Cakovec <67>	1993	12,400 3,4	<u>11,100</u> 2,5	10,200 2,0	12,950 3,8	11,850 2,7	11,150 2,2	69,650
16.	Pyrz Sebastian Poland NTG Nysa <31>	1993	12,750 3,5	<u>11,050</u> 2,9	10,750 3,1	12,450 3,8	10,850 2,4	11,000 2,5	68,850
17.	Horvath David Hungary Győr <101>	1992	13,050 4,1	10,200 3,4	10,500 2,8	13,300 4,0	<u>11,400</u> 3,6	10,300 2,9	68,750
18.	Zunko Zan Slovenia SD Center Maribor <38>	1993	13,150 4,2	11,100 3,5	<u>10,300</u> 2,1	12,850 3,8	11,350 3,1	9,700 3,3	68,450
19.	Schwarz Alexander Germany SC Berlin <59>	1994	12,450 3,4	10,500 2,6	10,600 1,9	<u>12,550</u> 4,0	11,650 3,2	10,650 2,0	68,400
20.	Pazdera Martin Czechia SK Hradc. Prag <9>	1993	12,200 3,1	11,550 2,8	9,550 2,4	12,150 3,8	11,400 2,9	<u>10,900</u> 1,8	67,750
20.	Radovesnicky Daniel Czechia TJ Sokol Kolin <12>	1994	12,600 3,7	9,150 2,2	<u>10,800</u> 3,0	12,100 4,0	11,950 4,1	11,150 2,6	67,750
22.	Loher Jerome Switzerland TZ Rheintal <40>	1994	12,550 3,5	<u>10,800</u> 2,7	9,250 1,5	12,450 3,0	11,700 2,4	10,400 1,7	67,150
23.	Kranzlmüller Severin Austria Oberösterreich <53>	1994	<u>12,350</u> 3,4	10,500 2,9	8,750 1,7	12,950 4,0	11,750 3,3	10,600 2,4	66,900
24.	Bozidar Marovic Serbia & Montenegro Nationalteam <46>	1994	12,750 3,6	9,450 2,2	9,800 2,6	13,150 4,0	11,150 3,5	<u>10,050</u> 2,0	66,350
25.	Kiss Gabor Hungary Győr <100>	1993	12,000 2,8	11,300 2,9	9,550 1,8	12,350 3,8	<u>10,350</u> 2,6	9,800 1,9	65,350
26.	Belka Jiri Czechia SK Hradc. Prag <8>	1993	11,950 3,0	10,850 2,8	9,150 1,8	12,250 3,8	11,050 2,9	<u>9,450</u> 1,5	64,700

Note: Underlined totals indicate starting apparatus.





3rd TGW Future-Cup Artistic Gymnastics



2nd December 2006, Linz | Austria



www.future-cup.at

www.oeft.at

Results

Rank	Gymnast	Age group							Total
27.	Pecka Stepan Czechia SK Hradc. Prag <7>	1993	12,150 3,1	9,650 2,3	10,000 1,7	12,600 3,4	11,700 2,9	<u>8,450</u> 1,4	64,550
27.	Nithack Niklas Germany SC Berlin <58>	1994	12,800 3,8	5,650 2,2	10,600 2,0	<u>13,150</u> 4,0	11,150 3,6	11,200 2,1	64,550
29.	Suter Manuel Switzerland TZ Rheintal <39>	1993	12,400 3,4	<u>9,950</u> 2,8	10,300 1,7	12,200 3,0	11,200 2,2	8,300 1,5	64,350
30.	Mauric Primoz Slovenia SD Center Maribor <37>	1992	12,350 3,4	10,000 3,0	<u>9,550</u> 2,0	12,300 3,8	10,600 2,6	9,050 1,5	63,850
31.	Schranzhofer Marco Austria Tirol <83>	1993	12,250 3,0	7,350 2,0	<u>10,250</u> 1,8	12,200 3,0	11,350 2,6	7,050 1,0	60,450
32.	Strohmeier Mario Austria Niederösterreich/Salzburg <70>	1993	12,500 3,3	8,400 2,6	10,000 1,7	11,650 3,8	<u>10,650</u> 2,9	6,650 2,1	59,850
33.	Walenta Eric Austria Wien/Steiermark <95>	1993	<u>11,550</u> 3,5	6,650 2,0	9,050 1,8	12,350 3,0	10,900 2,8	8,300 1,8	58,800
34.	Zon Kamil Poland NTG Nysa <33>	1993	12,300 3,4	<u>3,300</u> 1,2	9,600 2,1	12,300 3,0	10,300 2,2	10,400 1,7	58,200
35.	Kardos David Czechia TJ Sokol Kolin <13>	1994	12,200 3,9	7,850 1,5	<u>7,300</u> 1,6	13,000 3,8	9,000 1,8	8,750 1,6	58,100
36.	Wadl Robin Austria Kärnten <87>	1992	11,450 3,6	4,800 1,5	10,150 1,8	<u>13,350</u> 4,0	8,600 1,9	8,850 1,8	57,200
37.	Klecka Dominik Czechia Mähren <17>	1995	11,600 3,1	7,150 1,5	8,950 1,6	12,800 3,8	<u>9,650</u> 2,2	6,150 0,9	56,300
38.	Sillar Jan Czechia Mähren <16>	1993	11,800 3,0	7,200 1,5	7,950 1,5	12,200 3,0	<u>10,450</u> 2,7	6,550 1,4	56,150

Note: Underlined totals indicate starting apparatus.





3rd TGW Future-Cup Artistic Gymnastics









2nd December 2006, Linz | Austria



www.future-cup.at

www.oeft.at

Team Results

Rank	Nation Team							Total
1.	Japan Nationalteam	39,950	35,900	36,300	41,150	39,300	39,350	231,950
2.	Great Britain City of Leeds Gym Clu	40,100	34,050	37,200	42,400	39,150	38,550	231,450
3.	Hungary Györ	40,050	35,650	33,500	42,600	38,300	34,650	224,750
4.	Austria Oberösterreich	39,850	34,650	32,950	42,250	37,700	34,550	221,950
5.	Poland NTG Nysa	38,650	33,250	33,900	40,450	36,950	35,900	219,100
6.	Serbia & Montenegro Nationalteam	37,950	30,950	30,850	39,700	35,600	29,050	204,100
7.	Austria Tirol	38,350	28,250	32,850	38,750	36,450	28,900	203,550
8.	Switzerland TZ Rheintal	37,050	30,600	30,350	37,550	35,600	31,850	203,000
9.	Czechia TJ Sokol Kolin	38,300	26,900	32,100	37,600	33,950	32,250	201,100
10.	Slovenia SD Center Maribor	37,250	29,400	30,700	38,300	33,000	30,050	198,700
11.	Austria Niederösterreich/Salzburg	38,050	29,000	29,700	36,650	34,050	26,900	194,350
12.	Austria Kärnten	36,450	25,450	29,150	39,650	30,450	30,300	191,450
13.	Hungary FTC Budapest	26,900	23,100	23,600	27,550	27,000	25,800	153,950
14.	Croatia ZTD Hrvat. Sokol	26,600	25,200	21,500	26,350	25,700	24,850	150,200
15.	Poland BKSG Zawisza	25,800	21,600	20,950	26,300	24,700	22,800	142,150
16.	Croatia GK"ZMM" Cakovec	26,200	21,250	21,900	26,750	22,500	20,000	138,600
17.	Austria Wien/Steiermark	24,850	18,900	19,850	26,150	24,100	20,500	134,350
18.	Luxembourg Nationalteam	13,300	28,800	23,100	13,200	24,200	23,450	126,050
19.	Czechia Mähren	24,150	16,300	17,950	24,850	22,000	17,350	122,600
19.	Belgium Vlaanderen	13,900	13,650	12,350	14,650	13,100	13,300	80,950
21.	Slovakia Nationalteam	13,550	12,800	10,750	12,900	13,150	11,800	74,950
22.	Schweiz TZ Fürstenland	12,800	12,650	10,850	13,200	12,150	11,550	73,200
23.	Germany SC Berlin	13,100	11,750	10,600	13,300	12,100	12,000	72,850
24.	Czechia SK Hradc. Prag	12,200	11,550	10,000	12,600	11,700	10,900	68,950

