



# 2nd TGW Future-Cup Artistic Gymnastics



4th December 2005, Linz | Austria



www.future-cup.at

The future is now

www.oeft.at

## Results

Rank	Gymnast	Age group							Total
<b>Competition 1</b>									
1.	Terao Naoyuki Japan   Nationateam <19>	1987	<u>8,150</u>	7,600	8,450	9,000	8,700	9,050	<b>50,950</b>
			8,9	9,2	9,1	9,3	9,0	9,5	
2.	Jesus Carlos Portugal   Clube Desportivo Nacional Portugal <4	1988	8,050	7,700	7,250	8,850	<u>8,100</u>	7,100	<b>47,050</b>
			8,8	9,0	8,3	9,3	8,7	8,4	
3.	Racs Attila Hungary   FTC <71>	1987	7,700	6,850	7,550	<u>8,850</u>	7,950	8,000	<b>46,900</b>
			8,6	8,9	8,5	9,3	8,8	8,5	
4.	Nyers Csaba Hungary   Nationalteam <89>	1988	7,500	7,200	6,750	8,850	<u>7,700</u>	7,450	<b>45,450</b>
			8,4	8,5	8,3	9,3	8,2	8,6	
5.	Edwards Mitchell Great Britain   Nationalteam <15>	1987	7,700	<u>7,000</u>	6,850	8,700	7,050	8,050	<b>45,350</b>
			8,7	9,2	7,7	9,3	8,3	8,6	
5.	Bernáth Gyula Hungary   Győr <78>	1987	<u>8,000</u>	5,500	7,700	8,900	7,950	7,300	<b>45,350</b>
			8,7	8,6	8,4	9,3	8,6	7,9	
7.	Höller Andreas Austria   Oberösterreich <103>	1987	<u>7,600</u>	6,250	6,750	8,950	7,500	7,800	<b>44,850</b>
			8,6	8,6	7,8	9,3	8,2	8,4	
8.	Bauer Thomas Austria   Nationalteam I <95>	1988	7,900	<u>6,500</u>	6,900	8,850	7,350	6,850	<b>44,350</b>
			8,7	8,5	8,2	9,3	8,1	7,7	
9.	Antic Aca Serbia & Montenegro   Nationalteam <49>	1987	7,750	4,700	7,550	8,850	<u>7,200</u>	7,200	<b>43,250</b>
			8,7	8,5	8,4	9,3	8,4	8,4	
10.	Costa Gustavo Portugal   Associao De Ginastica do Norte <38>	1988	7,750	5,650	7,300	<u>8,050</u>	7,550	6,050	<b>42,350</b>
			8,6	8,0	8,3	8,8	8,5	7,8	
11.	Hilovsky Ivan Slovakia   Nationalteam <53>	1988	7,550	<u>5,650</u>	6,600	7,850	7,400	6,750	<b>41,800</b>
			8,3	7,1	7,7	8,9	8,0	7,3	
12.	Mihók Adám Hungary   KSI <85>	1988	7,800	5,800	5,550	7,600	7,150	<u>7,350</u>	<b>41,250</b>
			8,6	8,1	7,0	8,0	8,4	8,4	
13.	Waterval Vincent Belgium   Nationateam <1>	1987	7,200	5,500	6,200	8,500	5,800	<u>5,750</u>	<b>38,950</b>
			8,3	7,5	7,8	8,9	7,4	6,6	
14.	Leidlmayr Alexander Austria   Tirol <105>	1988	7,800	4,750	6,350	7,700	6,000	<u>5,250</u>	<b>37,850</b>
			8,4	7,2	7,4	8,5	6,8	6,0	
15.	Magda Peter Slovakia   Nationalteam <55>	1988	7,050	<u>3,900</u>	5,700	7,950	6,300	6,600	<b>37,500</b>
			7,9	6,7	6,6	8,5	7,1	7,2	

Note: Underlined totals indicate starting apparatus.





# 2nd TGW Future-Cup Artistic Gymnastics



4th December 2005, Linz | Austria



www.future-cup.at

The future is now

www.oeft.at

## Results

Rank	Gymnast	Age group							Total
16.	Lech Jakub Slovakia   Nationalteam <54>	1988	7,150 7,8	<u>4,150</u> 6,4	6,050 7,2	7,600 8,4	6,150 6,8	5,950 7,4	<b>37,050</b>
17.	Pesek Tomas Czechia   SK Hradcany Praha <65>	1990	<u>6,700</u> 7,5	4,750 5,8	6,100 6,9	7,850 8,4	5,200 6,1	6,000 6,6	<b>36,600</b>
18.	Granegger Kevin Austria   Nationalteam II <108>	1990	<u>7,200</u> 8,0	2,700 6,0	4,750 6,2	7,900 8,5	5,650 7,1	5,450 6,6	<b>33,650</b>
19.	Silva Edmundo Portugal   Clube Desportivo Nacional Portugal <1	1984	0,000 0,0	8,200 9,4	7,500 8,9	0,000 0,0	0,000 0,0	<u>7,800</u> 8,6	<b>23,500</b>
20.	Wilmes Thierry Luxembourg   Nationalteam <31>	1988	0,000 0,0	6,800 8,8	<u>0,000</u> 0,0	0,000 0,0	0,000 0,0	0,000 0,0	<b>6,800</b>

## Competition 2

1.	Purvis Daniel Great Britain   Nationalteam <16>	1990	8,350 9,1	<u>7,850</u> 9,1	7,950 8,6	8,500 8,9	8,450 9,5	8,000 8,7	<b>49,100</b>
2.	Sato Kota Japan   Nationateam <20>	1991	<u>8,500</u> 8,8	7,900 9,3	7,850 8,6	8,450 8,9	8,100 9,0	8,200 8,6	<b>49,000</b>
3.	Szabó Na ́ndor Hungary   Nationalteam <90>	1989	8,250 8,9	7,700 8,8	7,550 8,6	8,800 9,3	<u>8,200</u> 8,7	8,300 8,8	<b>48,800</b>
4.	Rossi Gabriel Austria   Nationalteam I <96>	1990	8,350 9,0	<u>7,950</u> 8,9	7,750 8,7	8,800 9,3	8,000 9,0	7,450 8,2	<b>48,300</b>
5.	Mochrie Richard Great Britain   Nationalteam <17>	1990	7,700 8,7	<u>8,150</u> 9,0	7,500 8,5	7,900 8,4	8,050 8,9	7,800 8,8	<b>47,100</b>
6.	Atanasovski Zarko Serbia & Montenegro   Nationalteam <50>	1989	7,750 8,7	7,100 8,9	7,800 8,7	7,750 8,5	<u>7,550</u> 8,6	8,300 9,2	<b>46,250</b>
7.	Rzepa Adam Poland   BKSG Zawisza <37>	1989	<u>8,200</u> 8,8	8,550 9,5	6,300 7,8	8,000 8,4	7,200 8,2	7,950 8,8	<b>46,200</b>
8.	Ver Illes Hungary   FTC <72>	1990	8,200 8,8	6,800 8,3	7,500 8,6	<u>7,400</u> 8,0	8,200 8,7	7,950 8,6	<b>46,050</b>
9.	Szolt Virag Hungary   Győr <79>	1990	<u>8,050</u> 8,9	5,600 8,8	7,550 8,5	8,500 8,9	7,650 8,8	8,400 8,8	<b>45,750</b>
10.	Domonkos Paszthory Hungary   FTC <112>	1990	7,900 8,6	7,000 9,0	6,700 8,4	<u>7,750</u> 8,4	7,800 8,8	8,200 8,8	<b>45,350</b>

Note: Underlined totals indicate starting apparatus.





# 2nd TGW Future-Cup Artistic Gymnastics



4th December 2005, Linz | Austria









www.future-cup.at

The future is now

www.oeft.at

## Results

Rank	Gymnast	Age group							Total
11.	Correia Joao Portugal   Clube Desportivo Nacional Portugal <4>	1990	7,800 8,8	6,050 8,7	7,700 8,6	8,000 8,4	<u>7,800</u> 8,7	7,850 8,7	<b>45,200</b>
12.	Bojar Bartosz Poland   BKSG Zawisza <36>	1989	<u>8,050</u> 8,7	6,000 8,6	7,750 8,4	7,850 8,4	7,900 8,5	7,400 8,3	<b>44,950</b>
13.	Novak Matija Croatia   GK"ZMM" Cakovec <24>	1990	8,400 9,2	6,800 8,6	<u>6,750</u> 7,7	8,400 8,9	7,700 8,5	6,850 8,2	<b>44,900</b>
14.	Kranzlmüller Lukas Austria   Oberösterreich <102>	1989	<u>7,950</u> 8,9	6,550 8,7	7,100 8,6	8,300 8,9	7,400 8,6	7,350 8,4	<b>44,650</b>
15.	Romero Diogo Portugal   Associao De Ginastica do Norte <39>	1990	8,000 9,0	7,450 9,1	6,900 8,4	<u>7,700</u> 8,4	7,550 8,7	6,600 8,3	<b>44,200</b>
16.	Baumgard Oskar Poland   BKSG Zawisza <35>	1990	<u>7,900</u> 8,8	5,700 8,5	7,700 8,4	7,400 8,4	7,050 8,6	7,150 8,3	<b>42,900</b>
17.	Renaud Thomas Portugal   Clube Desportivo Nacional Portugal <4>	1990	7,650 8,6	5,650 8,7	7,400 8,4	7,750 8,4	<u>6,800</u> 7,9	7,250 7,8	<b>42,500</b>
18.	Hatvany Zsolt Hungary   KSI <86>	1989	7,800 8,8	6,450 8,7	6,250 7,8	7,900 8,5	6,900 8,4	<u>7,000</u> 8,0	<b>42,300</b>
19.	Höller Bernhard Austria   Tirol <106>	1989	7,600 8,6	6,300 8,2	6,650 7,8	7,700 8,5	7,000 8,1	<u>6,950</u> 8,1	<b>42,200</b>
20.	Szentpály Gergely Hungary   KSI <87>	1989	7,850 8,7	5,300 8,1	6,950 8,6	7,850 8,9	7,250 7,9	<u>6,600</u> 7,7	<b>41,800</b>
21.	Domanjko Jernej Slovenia   Maribor <56>	1989	7,950 8,7	4,300 7,3	<u>7,000</u> 7,8	8,050 8,9	7,600 8,6	6,850 8,3	<b>41,750</b>
22.	Pecan Ziga Slovenia   Partizan Vic <59>	1989	<u>7,050</u> 8,6	5,650 8,6	6,800 8,0	7,600 8,5	6,700 7,9	7,350 8,4	<b>41,150</b>
23.	Kast Michael Switzerland   TZ Rheintal <45>	1989	7,700 8,4	<u>3,500</u> 6,7	6,700 8,5	7,700 8,0	7,950 8,5	7,500 8,3	<b>41,050</b>
24.	Ramba Matias Czechia   SK Hradcany Praha <63>	1990	<u>7,850</u> 8,7	6,100 7,7	6,100 7,3	7,650 8,0	6,550 7,4	6,400 7,6	<b>40,650</b>
25.	Wadl Florian Austria   Nationalteam II <109>	1991	<u>7,950</u> 8,5	5,350 8,4	6,750 7,6	7,800 8,4	5,950 6,9	5,900 7,1	<b>39,700</b>
26.	Vesely Bohumir Czechia   Sokol Brno <68>	1990	7,150 7,8	5,800 7,4	6,450 7,7	<u>7,950</u> 8,4	6,350 7,6	5,450 6,3	<b>39,150</b>

Note: Underlined totals indicate starting apparatus.





# 2nd TGW Future-Cup Artistic Gymnastics



4th December 2005, Linz | Austria



www.future-cup.at

The future is now

www.oeft.at

## Results

Rank	Gymnast	Age group							Total
27.	Waldbillig Oliver Luxembourg   Nationalteam <32>	1990	8,100 8,9	4,400 7,4	<u>5,200</u> 7,6	7,200 8,5	6,800 8,4	7,300 8,4	<b>39,000</b>
28.	Rouchet Mikhael Belgium   Nationateam <2>	1990	7,450 8,7	5,400 7,9	4,850 7,0	7,800 8,4	6,800 8,2	<u>4,600</u> 6,4	<b>36,900</b>

### Competition 3

1.	Oldham Sam Great Britain   Nationalteam <18>	1993	8,950 9,5	<u>7,800</u> 9,0	8,000 8,8	8,600 9,3	8,000 8,8	8,000 8,6	<b>49,350</b>
1.	Yokoyama Sho Japan   Nationateam <21>	1992	<u>7,750</u> 8,5	7,850 8,5	7,950 8,7	8,900 9,3	8,200 8,6	8,700 8,9	<b>49,350</b>
3.	Dudek Nikola Croatia   GK"ZMM" Cakovec <23>	1991	9,000 9,5	8,000 9,2	<u>7,750</u> 8,5	7,700 8,4	8,300 8,9	8,150 8,7	<b>48,900</b>
4.	Baron Matija Croatia   ZTD Hrvatski Sokol <28>	1991	8,250 8,8	8,200 9,2	7,550 8,5	7,950 8,5	8,450 9,0	<u>8,350</u> 8,8	<b>48,750</b>
5.	Vagner Levente Hungary   FTC <75>	1994	8,600 9,0	8,050 8,9	7,350 8,5	<u>8,100</u> 8,5	7,850 8,7	8,200 8,8	<b>48,150</b>
6.	Jurcevic Alen Croatia   GK Ogulinski Sokol <30>	1992	8,700 9,3	7,250 8,3	<u>7,650</u> 8,5	8,150 8,5	8,650 9,3	7,300 8,9	<b>47,700</b>
7.	Plaftaric Filip Borosa Croatia   ZTD Hrvatski Sokol <27>	1993	8,000 8,8	7,650 8,8	7,950 8,5	8,000 8,5	8,250 8,8	<u>7,750</u> 8,3	<b>47,600</b>
8.	Delic Armin Croatia   ZTD Hrvatski Sokol <26>	1993	8,100 8,9	7,750 8,8	7,600 8,5	7,900 8,4	8,150 8,6	<u>7,800</u> 8,3	<b>47,300</b>
9.	Ueda Takuya Japan   Nationateam <22>	1993	<u>7,850</u> 8,7	6,800 8,6	7,450 8,5	8,500 8,9	8,300 9,1	8,350 8,7	<b>47,250</b>
10.	Gössl Ricardo Germany   Berlin <11>	1993	8,200 8,8	7,100 8,4	<u>7,900</u> 8,4	8,000 8,5	8,100 8,5	7,900 8,6	<b>47,200</b>
11.	Duspara Josip Croatia   ZTD Hrvatski Sokol <29>	1991	8,200 8,9	7,250 8,8	7,600 8,5	7,950 8,5	8,300 8,7	<u>7,650</u> 8,6	<b>46,950</b>
12.	Szabó Kristóf Hungary   Nationalteam <73>	1991	7,800 8,3	7,800 9,0	7,400 8,5	7,550 8,5	<u>7,600</u> 8,6	8,600 9,1	<b>46,750</b>
13.	Deri Peter Hungary   FTC <76>	1992	8,050 8,8	7,900 8,8	7,300 8,6	<u>7,450</u> 8,5	8,050 8,7	7,700 8,4	<b>46,450</b>

Note: Underlined totals indicate starting apparatus.





# 2nd TGW Future-Cup Artistic Gymnastics



4th December 2005, Linz | Austria



www.future-cup.at

The future is now

www.oeft.at

## Results

Rank	Gymnast	Age group								Total
14.	Babos Adam Hungary   FTC <74>	1992	8,300 8,8	7,700 8,8	7,000 8,5	<u>8,050</u> 8,5	7,600 8,6	7,700 8,5	<b>46,350</b>	
15.	Alen Vinko Croatia   GK"ZMM" Cakovec <25>	1993	8,300 9,0	6,550 7,4	<u>7,900</u> 8,3	7,750 8,4	8,250 8,7	7,450 8,0	<b>46,200</b>	
16.	Baumgartner Dominik Switzerland   TZ Rheintal <46>	1991	8,300 8,8	<u>5,850</u> 8,5	7,350 8,3	7,750 8,4	8,200 8,7	7,950 8,5	<b>45,400</b>	
17.	Withlock Max Slovenia   Maribor <58>	1993	8,000 8,7	6,450 9,3	<u>6,850</u> 8,4	8,050 8,4	8,050 8,7	7,850 8,5	<b>45,250</b>	
18.	Hoang Viet Germany   Berlin <14>	1993	7,700 8,5	7,000 8,0	<u>7,650</u> 8,4	8,100 8,5	6,950 7,9	7,800 8,4	<b>45,200</b>	
19.	Auer Roland Austria   Oberösterreich <101>	1991	<u>8,050</u> 8,8	6,450 8,5	7,100 8,5	8,050 8,9	7,250 8,4	8,100 8,7	<b>45,000</b>	
20.	Pecan Matic Slovenia   Partizan Vic <61>	1994	<u>7,100</u> 8,5	6,700 7,8	7,350 8,3	7,850 8,4	7,700 8,5	7,550 8,5	<b>44,250</b>	
21.	Pazdera Martin Czechia   SK Hradcany Praha <62>	1993	<u>7,650</u> 8,4	6,800 8,0	7,600 8,3	7,600 8,0	7,400 8,0	6,850 7,5	<b>43,900</b>	
21.	Pietsch Daniel Germany   Berlin <12>	1994	7,650 8,5	6,650 7,5	<u>6,900</u> 8,0	7,800 8,4	7,700 8,3	7,200 7,7	<b>43,900</b>	
23.	Nithack Niklas Germany   Berlin <9>	1994	7,950 8,6	6,300 7,5	<u>7,600</u> 8,3	7,450 8,5	7,550 8,1	7,000 7,7	<b>43,850</b>	
24.	Brablik Richard Czechia   Sokol Brno <66>	1991	7,700 8,6	6,450 8,4	7,000 8,4	<u>7,750</u> 8,4	7,150 8,0	7,600 8,3	<b>43,650</b>	
24.	Egermann Julian Austria   Nationalteam I <98>	1991	7,850 8,6	<u>6,250</u> 8,6	7,000 8,4	7,800 8,0	7,500 8,6	7,250 8,0	<b>43,650</b>	
26.	Castro Joao Portugal   Clube Desportivo Nacional Portugal <4>	1991	7,800 8,4	6,750 8,7	7,400 8,0	7,700 8,4	<u>6,450</u> 7,8	7,450 8,3	<b>43,550</b>	
27.	Marovic Bozidar Serbia & Montenegro   Nationalteam <51>	1994	7,650 8,3	6,000 7,5	7,200 8,3	8,050 8,5	<u>7,400</u> 8,5	7,200 8,3	<b>43,500</b>	
27.	Talas Bence Hungary   UTE <93>	1991	7,750 8,9	5,650 8,7	7,200 8,6	8,200 8,5	<u>7,300</u> 8,4	7,400 8,6	<b>43,500</b>	
29.	Ilic Stefan Serbia & Montenegro   Nationalteam <52>	1994	7,950 8,5	5,400 7,5	7,450 8,3	7,300 8,4	<u>7,700</u> 8,7	7,550 8,3	<b>43,350</b>	

Note: Underlined totals indicate starting apparatus.





# 2nd TGW Future-Cup Artistic Gymnastics



4th December 2005, Linz | Austria



www.future-cup.at

The future is now

www.oeft.at

## Results

Rank	Gymnast	Age group							Total
29.	Menyhért Krisztian Hungary   UTE <94>	1992	7,750 8,9	6,050 8,4	6,500 8,6	<u>8,150</u> 8,5	7,550 8,5	7,350 8,3	<b>43,350</b>
29.	Dyrmishi Xheni Austria   Nationalteam I <97>	1991	8,100 8,7	<u>6,700</u> 8,3	7,400 8,3	7,700 8,0	7,150 8,3	6,300 6,9	<b>43,350</b>
32.	Vesely Jiri Czechia   Sokol Brno <67>	1991	7,650 8,5	5,800 7,5	7,500 8,4	<u>7,500</u> 8,4	7,500 8,3	7,300 8,0	<b>43,250</b>
33.	Lazzarin Christophé Luxembourg   Nationalteam <33>	1992	8,200 8,9	6,200 8,2	<u>6,850</u> 8,4	7,200 8,5	7,350 8,5	7,300 8,0	<b>43,100</b>
34.	Horváth Dávid Hungary   Győr <77>	1992	<u>7,550</u> 8,7	6,050 8,2	7,300 8,3	7,500 8,4	7,400 8,1	7,250 8,0	<b>43,050</b>
35.	Lengyel Zsolt Hungary   KSI <88>	1991	7,750 8,7	5,150 7,1	7,150 8,4	8,000 8,5	7,050 8,4	<u>7,850</u> 8,5	<b>42,950</b>
36.	Malajner Marko Slovenia   Maribor <57>	1991	7,800 8,5	5,250 7,9	<u>7,150</u> 8,3	7,750 8,4	7,450 8,5	7,300 8,0	<b>42,700</b>
37.	Pajer Rok Slovenia   Partizan Vic <60>	1992	<u>7,200</u> 8,4	6,300 7,8	7,400 8,3	7,450 8,4	7,300 8,3	6,950 7,4	<b>42,600</b>
38.	Loes Sidney Luxembourg   Nationalteam <34>	1993	7,900 8,7	4,900 7,4	<u>6,600</u> 8,1	8,800 9,3	7,250 8,4	7,000 7,6	<b>42,450</b>
39.	Schwarz Alexander Germany   Berlin <10>	1994	7,200 8,6	5,700 7,0	<u>7,700</u> 8,4	7,700 8,4	6,850 7,8	6,900 7,4	<b>42,050</b>
40.	Berki Kristián Hungary   Győr <80>	1993	<u>7,200</u> 8,6	5,350 7,3	7,500 8,4	7,900 8,5	6,900 8,3	6,950 8,0	<b>41,800</b>
41.	Gabathuler Ronny Switzerland   TZ Rheintal <48>	1992	7,800 8,4	<u>5,500</u> 8,2	6,250 7,6	7,500 8,0	7,350 8,0	7,300 8,0	<b>41,700</b>
42.	Stee Thomas Belgium   Nationateam <4>	1991	7,650 8,6	5,100 8,3	6,800 8,0	7,700 8,4	<u>6,500</u> 8,0	7,500 8,5	<b>41,250</b>
43.	Jeuris Wim Belgium   Nationateam <3>	1991	7,950 8,8	5,100 8,2	6,950 8,0	7,850 8,4	6,900 8,5	<u>6,300</u> 7,0	<b>41,050</b>
44.	Wadl Robin Austria   Nationalteam II <110>	1992	<u>7,750</u> 8,6	4,750 7,6	6,900 7,9	7,450 8,4	6,500 7,6	6,600 8,0	<b>39,950</b>
45.	Brandstätter Daniel Austria   Tirol <104>	1995	7,750 8,4	5,200 7,2	6,750 7,6	7,700 8,0	6,700 7,4	<u>5,550</u> 6,5	<b>39,650</b>

Note: Underlined totals indicate starting apparatus.





# 2nd TGW Future-Cup Artistic Gymnastics



4th December 2005, Linz | Austria



www.future-cup.at

The future is now

www.oeft.at

## Results

Rank	Gymnast	Age group							Total
45.	Schranzhofer Marco Austria   Tirol <107>	1993	7,600 8,4	6,050 7,6	6,950 8,0	7,600 8,0	6,850 7,6	<u>4,600</u> 6,9	<b>39,650</b>
47.	Martins Ricardo Portugal   Associao De Ginastica do Norte <40>	1992	7,900 8,6	6,200 8,6	7,300 8,2	<u>6,800</u> 8,2	7,200 8,4	3,750 7,0	<b>39,150</b>
48.	Strohmeier Mario Austria   Nationalteam II <111>	1993	<u>7,400</u> 8,4	5,050 7,6	6,450 7,4	7,550 8,2	7,300 8,5	5,200 7,4	<b>38,950</b>
49.	Wintschnig Nicolas Austria   Oberösterreich <99>	1994	<u>6,850</u> 8,4	5,300 7,8	6,600 7,6	7,150 8,0	6,750 7,6	5,900 6,7	<b>38,550</b>
50.	Hensch Andreas Switzerland   TZ Rheintal <47>	1991	7,400 8,4	<u>4,650</u> 7,9	5,900 7,6	7,300 8,0	6,050 7,6	5,650 8,2	<b>36,950</b>
51.	Vlacsil Attila Hungary   Nationalteam <92>	1991	0,000 0,0	8,050 9,3	7,900 8,7	0,000 0,0	<u>8,300</u> 8,8	8,300 8,8	<b>32,550</b>
52.	Caska Jan Czechia   Sokol Brno <69>	1991	0,000 0,0	0,000 0,0	7,050 8,3	<u>7,450</u> 8,0	0,000 0,0	6,350 7,0	<b>20,850</b>
53.	Hornak Josef Czechia   SK Hradcany Praha <64>	1992	<u>0,000</u> 0,0	0,000 0,0	0,000 0,0	0,000 0,0	0,000 0,0	0,000 0,0	<b>0,000</b>

Note: Underlined totals indicate starting apparatus.





# 2nd TWG Future-Cup Artistic Gymnastics



4th December 2005, Linz | Austria









www.future-cup.at

The future is now

www.oeft.at

## Team Results

Rank	Nation   Team							Total
1.	Japan Nationaleam	24,500	23,350	24,250	26,350	25,100	25,950	<b>149,500</b>
2.	Great Britain Nationalteam	25,000	22,950	22,800	25,800	23,500	24,050	<b>144,100</b>
3.	Hungary Nationalteam	23,550	22,950	22,200	25,200	24,200	24,350	<b>142,450</b>
4.	Hungary FTC	24,500	21,900	22,400	24,700	24,000	24,400	<b>141,900</b>
5.	Austria Nationalteam I	24,350	21,150	22,050	25,450	22,850	21,550	<b>137,400</b>
6.	Portugal Clube Desportivo Nacional	23,650	20,500	22,350	24,550	22,350	22,400	<b>135,800</b>
7.	Hungary Győr	23,600	17,150	22,750	25,300	23,000	22,950	<b>134,750</b>
8.	Austria Oberösterreich	23,600	19,250	20,950	25,300	22,150	23,250	<b>134,500</b>
9.	Serbia & Montenegro Nationalteam	23,450	17,800	22,800	24,650	22,450	23,050	<b>134,200</b>
10.	Hungary KSI	23,400	17,400	19,650	23,500	21,450	22,200	<b>127,600</b>
11.	Portugal Associao De Ginastica do	23,650	19,300	21,500	22,550	22,300	16,400	<b>125,700</b>
12.	Czechia SK Hradcany Praha	22,200	17,650	19,800	23,100	19,150	19,250	<b>121,150</b>
13.	Austria Tirol	23,150	17,100	19,950	23,100	19,850	17,750	<b>120,900</b>
14.	Belgium  Nationaleam	22,600	16,000	18,000	24,150	19,500	17,850	<b>118,100</b>
15.	Austria Nationalteam II	22,900	13,100	18,400	23,250	18,900	17,950	<b>114,500</b>
16.	Croatia GK"ZMM" Cakovec	17,400	14,800	14,650	16,150	16,000	15,000	<b>94,000</b>
17.	Luxembourg Nationalteam	16,300	17,400	12,050	16,000	14,150	14,600	<b>90,500</b>
18.	Slovenia Maribor	15,950	10,750	14,150	16,100	15,650	14,700	<b>87,300</b>
19.	Switzerland TZ Rheintal	16,000	9,350	14,050	15,450	16,150	15,450	<b>86,450</b>
20.	Slovenia Partizan Vic	14,250	12,350	14,200	15,450	14,400	14,900	<b>85,550</b>
21.	Czechia Sokol Brno	14,850	12,250	13,950	15,700	13,850	13,050	<b>83,650</b>
22.	Croatia ZTD Hrvatski Sokol	8,250	8,200	7,950	8,000	8,450	8,350	<b>49,200</b>
23.	Poland BKSG Zawisza	8,200	8,550	7,750	8,000	7,900	7,950	<b>48,350</b>
24.	Hungary FTC   UTE	8,300	7,900	7,300	8,200	8,050	7,700	<b>47,450</b>
25.	Germany Berlin	8,200	7,100	7,900	8,100	8,100	7,900	<b>47,300</b>
26.	Slovakia Nationalteam	7,550	5,650	6,600	7,950	7,400	6,750	<b>41,900</b>







# 2nd TGW Future-Cup Artistic Gymnastics



4th December 2005, Linz | Austria



www.future-cup.at

The future is now

www.oeft.at

## Results

Rank	Gymnast	Age group							Total
<b>Belgium   Nationateam</b>									
13.	Waterval Vincent	1987	7,200	5,500	6,200	8,500	5,800	<u>5,750</u>	38,950
	Belgium   Nationateam <1> C 1		8,3	7,5	7,8	8,9	7,4	6,6	
28.	Rouchet Mikhael	1990	7,450	5,400	4,850	7,800	6,800	<u>4,600</u>	36,900
	Belgium   Nationateam <2> C 2		8,7	7,9	7,0	8,4	8,2	6,4	
43.	Jeuris Wim	1991	7,950	5,100	6,950	7,850	6,900	<u>6,300</u>	41,050
	Belgium   Nationateam <3> C 3		8,8	8,2	8,0	8,4	8,5	7,0	
42.	Stee Thomas	1991	7,650	5,100	6,800	7,700	<u>6,500</u>	7,500	41,250
	Belgium   Nationateam <4> C 3		8,6	8,3	8,0	8,4	8,0	8,5	

## Germany | Berlin

23.	Nithack Niklas	1994	7,950	6,300	<u>7,600</u>	7,450	7,550	7,000	43,850
	Germany   Berlin <9> C 3		8,6	7,5	8,3	8,5	8,1	7,7	
10.	Gössl Ricardo	1993	8,200	7,100	<u>7,900</u>	8,000	8,100	7,900	47,200
	Germany   Berlin <11> C 3		8,8	8,4	8,4	8,5	8,5	8,6	
21.	Pietsch Daniel	1994	7,650	6,650	<u>6,900</u>	7,800	7,700	7,200	43,900
	Germany   Berlin <12> C 3		8,5	7,5	8,0	8,4	8,3	7,7	
18.	Hoang Viet	1993	7,700	7,000	<u>7,650</u>	8,100	6,950	7,800	45,200
	Germany   Berlin <14> C 3		8,5	8,0	8,4	8,5	7,9	8,4	

## Great Britain | Nationalteam

5.	Edwards Mitchell	1987	7,700	<u>7,000</u>	6,850	8,700	7,050	8,050	45,350
	Great Britain   Nationalteam <15> C 1		8,7	9,2	7,7	9,3	8,3	8,6	
1.	Purvis Daniel	1990	8,350	<u>7,850</u>	7,950	8,500	8,450	8,000	49,100
	Great Britain   Nationalteam <16> C 2		9,1	9,1	8,6	8,9	9,5	8,7	
5.	Mochrie Richard	1990	7,700	<u>8,150</u>	7,500	7,900	8,050	7,800	47,100
	Great Britain   Nationalteam <17> C 2		8,7	9,0	8,5	8,4	8,9	8,8	
1.	Oldham Sam	1993	8,950	<u>7,800</u>	8,000	8,600	8,000	8,000	49,350
	Great Britain   Nationalteam <18> C 3		9,5	9,0	8,8	9,3	8,8	8,6	

Note: Underlined totals indicate starting apparatus.





# 2nd TGW Future-Cup Artistic Gymnastics



4th December 2005, Linz | Austria



www.future-cup.at

The future is now

www.oeft.at

## Results

Rank	Gymnast	Age group							Total
<b>Japan   Nationateam</b>									
1.	Terao Naoyuki	1987	<u>8,150</u>	7,600	8,450	9,000	8,700	9,050	<b>50,950</b>
	Japan   Nationateam <19> C 1		8,9	9,2	9,1	9,3	9,0	9,5	
2.	Sato Kota	1991	<u>8,500</u>	7,900	7,850	8,450	8,100	8,200	<b>49,000</b>
	Japan   Nationateam <20> C 2		8,8	9,3	8,6	8,9	9,0	8,6	
1.	Yokoyama Sho	1992	<u>7,750</u>	7,850	7,950	8,900	8,200	8,700	<b>49,350</b>
	Japan   Nationateam <21> C 3		8,5	8,5	8,7	9,3	8,6	8,9	
9.	Ueda Takuya	1993	<u>7,850</u>	6,800	7,450	8,500	8,300	8,350	<b>47,250</b>
	Japan   Nationateam <22> C 3		8,7	8,6	8,5	8,9	9,1	8,7	

## Croatia | GK "ZMM" Cakovec

13.	Novak Matija	1990	8,400	6,800	<u>6,750</u>	8,400	7,700	6,850	<b>44,900</b>
	Croatia   GK "ZMM" Cakovec <24> C 2		9,2	8,6	7,7	8,9	8,5	8,2	
3.	Dudek Nikola	1991	9,000	8,000	<u>7,750</u>	7,700	8,300	8,150	<b>48,900</b>
	Croatia   GK "ZMM" Cakovec <23> C 3		9,5	9,2	8,5	8,4	8,9	8,7	
15.	Alen Vinko	1993	8,300	6,550	<u>7,900</u>	7,750	8,250	7,450	<b>46,200</b>
	Croatia   GK "ZMM" Cakovec <25> C 3		9,0	7,4	8,3	8,4	8,7	8,0	

## Croatia | ZTD Hrvatski Sokol

8.	Delic Armin	1993	8,100	7,750	7,600	7,900	8,150	<u>7,800</u>	<b>47,300</b>
	Croatia   ZTD Hrvatski Sokol <26> C 3		8,9	8,8	8,5	8,4	8,6	8,3	
7.	Plaftaric Filip Borosa	1993	8,000	7,650	7,950	8,000	8,250	<u>7,750</u>	<b>47,600</b>
	Croatia   ZTD Hrvatski Sokol <27> C 3		8,8	8,8	8,5	8,5	8,8	8,3	
4.	Baron Matija	1991	8,250	8,200	7,550	7,950	8,450	<u>8,350</u>	<b>48,750</b>
	Croatia   ZTD Hrvatski Sokol <28> C 3		8,8	9,2	8,5	8,5	9,0	8,8	
11.	Duspara Josip	1991	8,200	7,250	7,600	7,950	8,300	<u>7,650</u>	<b>46,950</b>
	Croatia   ZTD Hrvatski Sokol <29> C 3		8,9	8,8	8,5	8,5	8,7	8,6	

Note: Underlined totals indicate starting apparatus.





# 2nd TGW Future-Cup Artistic Gymnastics



4th December 2005, Linz | Austria



www.future-cup.at

The future is now

www.oeft.at

## Results

Rank	Gymnast	Age group							Total
<b>Luxembourg   Nationalteam</b>									
20.	Wilmes Thierry	1988	0,000	6,800	<u>0,000</u>	0,000	0,000	0,000	<b>6,800</b>
	Luxembourg   Nationalteam <31> C 1		0,0	8,8	0,0	0,0	0,0	0,0	
27.	Waldbillig Oliver	1990	8,100	4,400	<u>5,200</u>	7,200	6,800	7,300	<b>39,000</b>
	Luxembourg   Nationalteam <32> C 2		8,9	7,4	7,6	8,5	8,4	8,4	
33.	Lazzarin Christophé	1992	8,200	6,200	<u>6,850</u>	7,200	7,350	7,300	<b>43,100</b>
	Luxembourg   Nationalteam <33> C 3		8,9	8,2	8,4	8,5	8,5	8,0	
38.	Loes Sidney	1993	7,900	4,900	<u>6,600</u>	8,800	7,250	7,000	<b>42,450</b>
	Luxembourg   Nationalteam <34> C 3		8,7	7,4	8,1	9,3	8,4	7,6	

## Poland | BKSG Zawisza

16.	Baumgard Oskar	1990	<u>7,900</u>	5,700	7,700	7,400	7,050	7,150	<b>42,900</b>
	Poland   BKSG Zawisza <35> C 2		8,8	8,5	8,4	8,4	8,6	8,3	
12.	Bojar Bartosz	1989	<u>8,050</u>	6,000	7,750	7,850	7,900	7,400	<b>44,950</b>
	Poland   BKSG Zawisza <36> C 2		8,7	8,6	8,4	8,4	8,5	8,3	
7.	Rzepa Adam	1989	<u>8,200</u>	8,550	6,300	8,000	7,200	7,950	<b>46,200</b>
	Poland   BKSG Zawisza <37> C 2		8,8	9,5	7,8	8,4	8,2	8,8	

## Portugal | Associao De Ginastica do Norte

10.	Costa Gustavo	1988	7,750	5,650	7,300	<u>8,050</u>	7,550	6,050	<b>42,350</b>
	Portugal   Associao De Ginastica do Norte <38>		8,6	8,0	8,3	8,8	8,5	7,8	
15.	Romero Diogo	1990	8,000	7,450	6,900	<u>7,700</u>	7,550	6,600	<b>44,200</b>
	Portugal   Associao De Ginastica do Norte <39>		9,0	9,1	8,4	8,4	8,7	8,3	
47.	Martins Ricardo	1992	7,900	6,200	7,300	<u>6,800</u>	7,200	3,750	<b>39,150</b>
	Portugal   Associao De Ginastica do Norte <40>		8,6	8,6	8,2	8,2	8,4	7,0	

Note: Underlined totals indicate starting apparatus.





# 2nd TGW Future-Cup Artistic Gymnastics



4th December 2005, Linz | Austria



www.future-cup.at

The future is now

www.oeft.at

## Results

Rank	Gymnast	Age group							Total
<b>Portugal   Clube Desportivo Nacional Portugal</b>									
2.	Jesus Carlos	1988	8,050	7,700	7,250	8,850	<u>8,100</u>	7,100	<b>47,050</b>
	Portugal   Clube Desportivo Nacional Portugal <4		8,8	9,0	8,3	9,3	8,7	8,4	
17.	Renaud Thomas	1990	7,650	5,650	7,400	7,750	<u>6,800</u>	7,250	<b>42,500</b>
	Portugal   Clube Desportivo Nacional Portugal <4		8,6	8,7	8,4	8,4	7,9	7,8	
11.	Correia Joao	1990	7,800	6,050	7,700	8,000	<u>7,800</u>	7,850	<b>45,200</b>
	Portugal   Clube Desportivo Nacional Portugal <4		8,8	8,7	8,6	8,4	8,7	8,7	
26.	Castro Joao	1991	7,800	6,750	7,400	7,700	<u>6,450</u>	7,450	<b>43,550</b>
	Portugal   Clube Desportivo Nacional Portugal <4		8,4	8,7	8,0	8,4	7,8	8,3	

## Switzerland | TZ Rheintal

23.	Kast Michael	1989	7,700	<u>3,500</u>	6,700	7,700	7,950	7,500	<b>41,050</b>
	Switzerland   TZ Rheintal <45> C 2		8,4	6,7	8,5	8,0	8,5	8,3	
16.	Baumgartner Dominik	1991	8,300	<u>5,850</u>	7,350	7,750	8,200	7,950	<b>45,400</b>
	Switzerland   TZ Rheintal <46> C 3		8,8	8,5	8,3	8,4	8,7	8,5	
50.	Hensch Andreas	1991	7,400	<u>4,650</u>	5,900	7,300	6,050	5,650	<b>36,950</b>
	Switzerland   TZ Rheintal <47> C 3		8,4	7,9	7,6	8,0	7,6	8,2	
41.	Gabathuler Ronny	1992	7,800	<u>5,500</u>	6,250	7,500	7,350	7,300	<b>41,700</b>
	Switzerland   TZ Rheintal <48> C 3		8,4	8,2	7,6	8,0	8,0	8,0	

## Serbia & Montenegro | Nationalteam

9.	Antic Aca	1987	7,750	4,700	7,550	8,850	<u>7,200</u>	7,200	<b>43,250</b>
	Serbia & Montenegro   Nationalteam <49> C 1		8,7	8,5	8,4	9,3	8,4	8,4	
6.	Atanasovski Zarko	1989	7,750	7,100	7,800	7,750	<u>7,550</u>	8,300	<b>46,250</b>
	Serbia & Montenegro   Nationalteam <50> C 2		8,7	8,9	8,7	8,5	8,6	9,2	
27.	Marovic Bozidar	1994	7,650	6,000	7,200	8,050	<u>7,400</u>	7,200	<b>43,500</b>
	Serbia & Montenegro   Nationalteam <51> C 3		8,3	7,5	8,3	8,5	8,5	8,3	
29.	Illic Stefan	1994	7,950	5,400	7,450	7,300	<u>7,700</u>	7,550	<b>43,350</b>
	Serbia & Montenegro   Nationalteam <52> C 3		8,5	7,5	8,3	8,4	8,7	8,3	

Note: Underlined totals indicate starting apparatus.





# 2nd TGW Future-Cup Artistic Gymnastics



4th December 2005, Linz | Austria



www.future-cup.at

The future is now

www.oeft.at

## Results

Rank	Gymnast	Age group							Total
<b>Slovakia   Nationalteam</b>									
11.	Hilovsky Ivan Slovakia   Nationalteam <53> C 1	1988	7,550 8,3	<u>5,650</u> 7,1	6,600 7,7	7,850 8,9	7,400 8,0	6,750 7,3	<b>41,800</b>
16.	Lech Jakub Slovakia   Nationalteam <54> C 1	1988	7,150 7,8	<u>4,150</u> 6,4	6,050 7,2	7,600 8,4	6,150 6,8	5,950 7,4	<b>37,050</b>
15.	Magda Peter Slovakia   Nationalteam <55> C 1	1988	7,050 7,9	<u>3,900</u> 6,7	5,700 6,6	7,950 8,5	6,300 7,1	6,600 7,2	<b>37,500</b>
<b>Slovenia   Maribor</b>									
21.	Domanjko Jernej Slovenia   Maribor <56> C 2	1989	7,950 8,7	4,300 7,3	<u>7,000</u> 7,8	8,050 8,9	7,600 8,6	6,850 8,3	<b>41,750</b>
17.	Withlock Max Slovenia   Maribor <58> C 3	1993	8,000 8,7	6,450 9,3	<u>6,850</u> 8,4	8,050 8,4	8,050 8,7	7,850 8,5	<b>45,250</b>
36.	Malajner Marko Slovenia   Maribor <57> C 3	1991	7,800 8,5	5,250 7,9	<u>7,150</u> 8,3	7,750 8,4	7,450 8,5	7,300 8,0	<b>42,700</b>
<b>Slovenia   Partizan Vic</b>									
22.	Pecan Ziga Slovenia   Partizan Vic <59> C 2	1989	<u>7,050</u> 8,6	5,650 8,6	6,800 8,0	7,600 8,5	6,700 7,9	7,350 8,4	<b>41,150</b>
37.	Pajer Rok Slovenia   Partizan Vic <60> C 3	1992	<u>7,200</u> 8,4	6,300 7,8	7,400 8,3	7,450 8,4	7,300 8,3	6,950 7,4	<b>42,600</b>
20.	Pecan Matic Slovenia   Partizan Vic <61> C 3	1994	<u>7,100</u> 8,5	6,700 7,8	7,350 8,3	7,850 8,4	7,700 8,5	7,550 8,5	<b>44,250</b>

Note: Underlined totals indicate starting apparatus.





# 2nd TGW Future-Cup Artistic Gymnastics



4th December 2005, Linz | Austria



www.future-cup.at

The future is now

www.oeft.at

## Results

Rank	Gymnast	Age group							Total
<b>Czechia   SK Hradcany Praha</b>									
17.	Pesek Tomas	1990	<u>6,700</u>	4,750	6,100	7,850	5,200	6,000	<b>36,600</b>
	Czechia   SK Hradcany Praha <65> C 1		7,5	5,8	6,9	8,4	6,1	6,6	
24.	Ramba Matias	1990	<u>7,850</u>	6,100	6,100	7,650	6,550	6,400	<b>40,650</b>
	Czechia   SK Hradcany Praha <63> C 2		8,7	7,7	7,3	8,0	7,4	7,6	
21.	Pazdera Martin	1993	<u>7,650</u>	6,800	7,600	7,600	7,400	6,850	<b>43,900</b>
	Czechia   SK Hradcany Praha <62> C 3		8,4	8,0	8,3	8,0	8,0	7,5	
53.	Hornak Josef	1992	<u>0,000</u>	0,000	0,000	0,000	0,000	0,000	<b>0,000</b>
	Czechia   SK Hradcany Praha <64> C 3		0,0	0,0	0,0	0,0	0,0	0,0	

## Czechia | Sokol Brno

26.	Vesely Bohumir	1990	7,150	5,800	6,450	<u>7,950</u>	6,350	5,450	<b>39,150</b>
	Czechia   Sokol Brno <68> C 2		7,8	7,4	7,7	8,4	7,6	6,3	
52.	Caska Jan	1991	0,000	0,000	7,050	<u>7,450</u>	0,000	6,350	<b>20,850</b>
	Czechia   Sokol Brno <69> C 3		0,0	0,0	8,3	8,0	0,0	7,0	
32.	Vesely Jiri	1991	7,650	5,800	7,500	<u>7,500</u>	7,500	7,300	<b>43,250</b>
	Czechia   Sokol Brno <67> C 3		8,5	7,5	8,4	8,4	8,3	8,0	
24.	Brablik Richard	1991	7,700	6,450	7,000	<u>7,750</u>	7,150	7,600	<b>43,650</b>
	Czechia   Sokol Brno <66> C 3		8,6	8,4	8,4	8,4	8,0	8,3	

## Hungary | FTC

3.	Racs Attila	1987	7,700	6,850	7,550	<u>8,850</u>	7,950	8,000	<b>46,900</b>
	Hungary   FTC <71> C 1		8,6	8,9	8,5	9,3	8,8	8,5	
8.	Ver Illes	1990	8,200	6,800	7,500	<u>7,400</u>	8,200	7,950	<b>46,050</b>
	Hungary   FTC <72> C 2		8,8	8,3	8,6	8,0	8,7	8,6	
10.	Domonkos Paszthory	1990	7,900	7,000	6,700	<u>7,750</u>	7,800	8,200	<b>45,350</b>
	Hungary   FTC <112> C 2		8,6	9,0	8,4	8,4	8,8	8,8	
5.	Vagner Levente	1994	8,600	8,050	7,350	<u>8,100</u>	7,850	8,200	<b>48,150</b>
	Hungary   FTC <75> C 3		9,0	8,9	8,5	8,5	8,7	8,8	

Note: Underlined totals indicate starting apparatus.





# 2nd TGW Future-Cup Artistic Gymnastics



4th December 2005, Linz | Austria



www.future-cup.at

The future is now

www.oeft.at

## Results

Rank	Gymnast	Age group								Total
<b>Hungary   Győr</b>										
5.	Bernáth Gyula Hungary   Győr <78> C 1	1987	<u>8,000</u> 8,7	5,500 8,6	7,700 8,4	8,900 9,3	7,950 8,6	7,300 7,9		<b>45,350</b>
9.	Szolt Virag Hungary   Győr <79> C 2	1990	<u>8,050</u> 8,9	5,600 8,8	7,550 8,5	8,500 8,9	7,650 8,8	8,400 8,8		<b>45,750</b>
34.	Horváth Dávid Hungary   Győr <77> C 3	1992	<u>7,550</u> 8,7	6,050 8,2	7,300 8,3	7,500 8,4	7,400 8,1	7,250 8,0		<b>43,050</b>
40.	Berki Kristián Hungary   Győr <80> C 3	1993	<u>7,200</u> 8,6	5,350 7,3	7,500 8,4	7,900 8,5	6,900 8,3	6,950 8,0		<b>41,800</b>
<b>Hungary   KSI</b>										
12.	Mihók Adám Hungary   KSI <85> C 1	1988	7,800 8,6	5,800 8,1	5,550 7,0	7,600 8,0	7,150 8,4	<u>7,350</u> 8,4		<b>41,250</b>
20.	Szentpály Gergely Hungary   KSI <87> C 2	1989	7,850 8,7	5,300 8,1	6,950 8,6	7,850 8,9	7,250 7,9	<u>6,600</u> 7,7		<b>41,800</b>
18.	Hatvany Zsolt Hungary   KSI <86> C 2	1989	7,800 8,8	6,450 8,7	6,250 7,8	7,900 8,5	6,900 8,4	<u>7,000</u> 8,0		<b>42,300</b>
35.	Lengyel Zsolt Hungary   KSI <88> C 3	1991	7,750 8,7	5,150 7,1	7,150 8,4	8,000 8,5	7,050 8,4	<u>7,850</u> 8,5		<b>42,950</b>
<b>Hungary   Nationalteam</b>										
4.	Nyers Csaba Hungary   Nationalteam <89> C 1	1988	7,500 8,4	7,200 8,5	6,750 8,3	8,850 9,3	<u>7,700</u> 8,2	7,450 8,6		<b>45,450</b>
3.	Szabó Na ́ndor Hungary   Nationalteam <90> C 2	1989	8,250 8,9	7,700 8,8	7,550 8,6	8,800 9,3	<u>8,200</u> 8,7	8,300 8,8		<b>48,800</b>
51.	Vlacsil Attila Hungary   Nationalteam <92> C 3	1991	0,000 0,0	8,050 9,3	7,900 8,7	0,000 0,0	<u>8,300</u> 8,8	8,300 8,8		<b>32,550</b>
12.	Szabó Kristóf Hungary   Nationalteam <73> C 3	1991	7,800 8,3	7,800 9,0	7,400 8,5	7,550 8,5	<u>7,600</u> 8,6	8,600 9,1		<b>46,750</b>

Note: Underlined totals indicate starting apparatus.





# 2nd TGW Future-Cup Artistic Gymnastics



4th December 2005, Linz | Austria



www.future-cup.at

The future is now

www.oeft.at

## Results

Rank	Gymnast	Age group							Total
<b>Hungary   FTC</b>									
13.	Deri Peter Hungary   FTC <76> C 3	1992	8,050 8,8	7,900 8,8	7,300 8,6	<u>7,450</u> 8,5	8,050 8,7	7,700 8,4	<b>46,450</b>
14.	Babos Adam Hungary   FTC <74> C 3	1992	8,300 8,8	7,700 8,8	7,000 8,5	<u>8,050</u> 8,5	7,600 8,6	7,700 8,5	<b>46,350</b>
27.	Talas Bence Hungary   UTE <93> C 3	1991	7,750 8,9	5,650 8,7	7,200 8,6	8,200 8,5	<u>7,300</u> 8,4	7,400 8,6	<b>43,500</b>
29.	Menyhért Krisztian Hungary   UTE <94> C 3	1992	7,750 8,9	6,050 8,4	6,500 8,6	<u>8,150</u> 8,5	7,550 8,5	7,350 8,3	<b>43,350</b>

## Austria | Nationalteam I

8.	Bauer Thomas Austria   Nationalteam I <95> C 1	1988	7,900 8,7	<u>6,500</u> 8,5	6,900 8,2	8,850 9,3	7,350 8,1	6,850 7,7	<b>44,350</b>
4.	Rossi Gabriel Austria   Nationalteam I <96> C 2	1990	8,350 9,0	<u>7,950</u> 8,9	7,750 8,7	8,800 9,3	8,000 9,0	7,450 8,2	<b>48,300</b>
29.	Dyrmishi Xheni Austria   Nationalteam I <97> C 3	1991	8,100 8,7	<u>6,700</u> 8,3	7,400 8,3	7,700 8,0	7,150 8,3	6,300 6,9	<b>43,350</b>
24.	Egermann Julian Austria   Nationalteam I <98> C 3	1991	7,850 8,6	<u>6,250</u> 8,6	7,000 8,4	7,800 8,0	7,500 8,6	7,250 8,0	<b>43,650</b>

## Austria | Oberösterreich

7.	Höller Andreas Austria   Oberösterreich <103> C 1	1987	<u>7,600</u> 8,6	6,250 8,6	6,750 7,8	8,950 9,3	7,500 8,2	7,800 8,4	<b>44,850</b>
14.	Kranzlmüller Lukas Austria   Oberösterreich <102> C 2	1989	<u>7,950</u> 8,9	6,550 8,7	7,100 8,6	8,300 8,9	7,400 8,6	7,350 8,4	<b>44,650</b>
49.	Wintschnig Nicolas Austria   Oberösterreich <99> C 3	1994	<u>6,850</u> 8,4	5,300 7,8	6,600 7,6	7,150 8,0	6,750 7,6	5,900 6,7	<b>38,550</b>
19.	Auer Roland Austria   Oberösterreich <101> C 3	1991	<u>8,050</u> 8,8	6,450 8,5	7,100 8,5	8,050 8,9	7,250 8,4	8,100 8,7	<b>45,000</b>

Note: Underlined totals indicate starting apparatus.







# 2nd TGW Future-Cup Artistic Gymnastics



4th December 2005, Linz | Austria



www.future-cup.at

The future is now

www.oeft.at

## Results

Rank	Gymnast	Age group								Total	
<b>Austria   Tirol</b>											
14.	Leidmayr Alexander Austria   Tirol <105> C 1	1988	7,800 8,4	4,750 7,2	6,350 7,4	7,700 8,5	6,000 6,8	<u>5,250</u> 6,0		<b>37,850</b>	
19.	Höller Bernhard Austria   Tirol <106> C 2	1989	7,600 8,6	6,300 8,2	6,650 7,8	7,700 8,5	7,000 8,1	<u>6,950</u> 8,1		<b>42,200</b>	
45.	Brandstätter Daniel Austria   Tirol <104> C 3	1995	7,750 8,4	5,200 7,2	6,750 7,6	7,700 8,0	6,700 7,4	<u>5,550</u> 6,5		<b>39,650</b>	
45.	Schranzhofer Marco Austria   Tirol <107> C 3	1993	7,600 8,4	6,050 7,6	6,950 8,0	7,600 8,0	6,850 7,6	<u>4,600</u> 6,9		<b>39,650</b>	

## Austria | Nationalteam II

18.	Granegger Kevin Austria   Nationalteam II <108> C 1	1990	<u>7,200</u> 8,0	2,700 6,0	4,750 6,2	7,900 8,5	5,650 7,1	5,450 6,6		<b>33,650</b>
25.	Wadl Florian Austria   Nationalteam II <109> C 2	1991	<u>7,950</u> 8,5	5,350 8,4	6,750 7,6	7,800 8,4	5,950 6,9	5,900 7,1		<b>39,700</b>
44.	Wadl Robin Austria   Nationalteam II <110> C 3	1992	<u>7,750</u> 8,6	4,750 7,6	6,900 7,9	7,450 8,4	6,500 7,6	6,600 8,0		<b>39,950</b>
48.	Strohmeier Mario Austria   Nationalteam II <111> C 3	1993	<u>7,400</u> 8,4	5,050 7,6	6,450 7,4	7,550 8,2	7,300 8,5	5,200 7,4		<b>38,950</b>

## Croatia | GK Ogulinski Sokol

6.	Jurcevic Alen Croatia   GK Ogulinski Sokol <30> C 3	1992	8,700 9,3	7,250 8,3	<u>7,650</u> 8,5	8,150 8,5	8,650 9,3	7,300 8,9		<b>47,700</b>
39.	Schwarz Alexander Germany   Berlin <10> C 3	1994	7,200 8,6	5,700 7,0	<u>7,700</u> 8,4	7,700 8,4	6,850 7,8	6,900 7,4		<b>42,050</b>
19.	Silva Edmundo Portugal   Clube Desportivo Nacional Portugal <1	1984	0,000 0,0	8,200 9,4	7,500 8,9	0,000 0,0	0,000 0,0	<u>7,800</u> 8,6		<b>23,500</b>

Note: Underlined totals indicate starting apparatus.

